

Helping Victims of Mass Violence & Terrorism: The First 24 to 48 Hours

Welcome!



Technical Overview

- If you are experiencing any technical issues with the audio for this session, please let us know in the feedback box.
- If you have technical difficulties during the webinar, contact:

Jason Adams

jadams@ovcttac.org

- Today's session will be recorded and made available in a few days on the training site.
- If you have questions, type them in the feedback box.

Today's Presenters



Krista Flannigan



Herman Millholland



April Naturale



Eugenia Pedley

OVC and the Toolkit



OFFICE OF JUSTICE PROGRAMS



[Recursos en Español](#) | [FAQs](#)

Site Search

GO

JUSTICE FOR VICTIMS • JUSTICE FOR ALL



All images for illustration purposes only
©Thinkstock



OVC TTAC
OFFICE FOR VICTIMS OF CRIME Training and Technical Assistance Center

OVC and the Toolkit

The screenshot displays the official website of the Office for Victims of Crime (OVC), part of the Department of Justice's Office of Justice Programs. The header includes the OJP logo, the text 'OFFICE OF JUSTICE PROGRAMS', and navigation links for 'Recursos en Español' and 'FAQs'. A search bar is also present. The main banner features the OVC logo and the title 'Helping Victims of Mass Violence & Terrorism' with the subtitle 'PLANNING, RESPONSE, RECOVERY, AND RESOURCES'. Below the banner are navigation buttons for 'MESSAGE FROM THE DIRECTOR', 'ABOUT THE TOOLKIT', 'PARTNERSHIPS & PLANNING', 'RESPONSE', 'RECOVERY', and 'TOOLS'. The 'ABOUT THE TOOLKIT' section is active, showing a list of links: 'Purpose of the Toolkit', 'Who Should Use the Toolkit?', 'How To Use the Toolkit', and 'Acknowledgments'. The 'Purpose of the Toolkit' section is expanded, providing a detailed description of the toolkit's development and its goal to assist communities in responding to mass violence and terrorism. The page is dated August 2015 and includes a reference to NCJ 248647. Navigation links for Home, Text Size, Print, and Send are also visible.

OFFICE OF JUSTICE PROGRAMS

Recursos en Español | FAQs

Site Search:

OFFICE FOR VICTIMS OF CRIME

JUSTICE FOR VICTIMS • JUSTICE FOR ALL

Helping Victims of Mass Violence & Terrorism

PLANNING, RESPONSE, RECOVERY, AND RESOURCES

MESSAGE FROM THE DIRECTOR ABOUT THE TOOLKIT

PARTNERSHIPS & PLANNING RESPONSE RECOVERY TOOLS

About the Toolkit

August 2015 • NCJ 248647

[Home](#) [Text Size](#) [Print](#) [Send](#)

- [Purpose of the Toolkit](#)
- [Who Should Use the Toolkit?](#)
- [How To Use the Toolkit](#)
- [Acknowledgments](#)

Purpose of the Toolkit

The Office for Victims of Crime (OVC)—in coordination with the Federal Bureau of Investigation's Office for Victim Assistance and the U.S. Department of Justice's Office of Justice for Victims of Overseas Terrorism—developed this toolkit to help communities prepare for and respond to victims of mass violence and terrorism in the most timely, effective, and compassionate manner possible.

Lessons learned from past incidents indicate that through advanced planning (which includes the establishment of victim assistance protocols), and by developing and maintaining multidisciplinary partnerships, communities are better prepared to engage a holistic approach to victim assistance to ensure that each victim's needs are met. However, this toolkit also contains materials that will aid communities' responses to victims even if they have not planned for an incident.

Overview of Toolkit Resources

Helping Victims of Mass Violence & Terrorism PLANNING, RESPONSE, RECOVERY, AND RESOURCES



©Thinkstock



©Thinkstock



©Thinkstock



©Getty

Overview of Toolkit Resources

Helping Victims of Mass Violence & Terrorism PLANNING, RESPONSE, RECOVERY, AND RESOURCES

MESSAGE FROM THE DIRECTOR

ABOUT THE TOOLKIT

PARTNERSHIPS & PLANNING

RESPONSE

RECOVERY

TOOLS

Tools

Checklists



PARTNERSHIPS & PLANNING CHECKLIST
WORD PDF

Partnerships & Planning Checklist. Use this checklist to develop a robust victim assistance plan, well in advance of an incident of mass violence or terrorism.



ACTIVITIES AT A GLANCE

Response Through Recovery: Activities at a Glance. Read this guide for an at-a-glance overview of the activities conducted from response through recovery.



RESPONSE CHECKLIST
WORD PDF

Response Checklist. Use this checklist during the initial response phase.



RECOVERY CHECKLIST
WORD PDF

Recovery Checklist. Use this checklist to help your community recover during the months and years after a tragic event.

Victim Assistance Protocols

Protocol*

Contact List Protocol

Committee Meeting Protocol

Practice Drills and Exercises Protocol

Incident Command System Protocol

Communications Protocol

Family Assistance Center Protocol

Victim Identification Protocol

Notification Protocol

Planning and Preparedness Grants and Emergency Funding Assistance Protocol


Volunteer Management Protocol

Donation Management Protocol (Funds, Goods, and Services)

Criminal Justice System: Victim Support Protocol

Community Resiliency Protocol

The Purpose of This Training Series

**REGISTER**

Helping Victims of Mass Violence & Terrorism
Two-Part Webinar Series

Helping

Victims of Mass Violence & Terrorism

PLANNING, RESPONSE, RECOVERY, AND RESOURCES

This September and October, the Office for Victims of Crime Training and Technical Assistance Center (OVC TTAC) will launch an important two-part webinar series that will highlight significant actions needed to help your community prepare and respond appropriately to assist victims in the first few days after a mass violence tragedy occurs.

The first webinar, "Helping Victims of Mass Violence & Terrorism: The First 24 to 48 Hours," will discuss steps to execute a response plan, including what to expect during response committee meetings, communication strategies, factors to consider when setting up a Family Assistance Center, challenges with victim identification and death notifications, and key elements of volunteer and donation management.

The second webinar, "Helping Victims of Mass Violence & Terrorism: 48 Hours and Beyond," will build upon the details that were discussed in the first webinar. We will discuss the transition from short-term to long-term assistance, how to execute productive outreach plans, understanding immediate/acute, intermediate/transitional, and long-term needs of survivors, how to honor victims and survivors, and how to get involved in exercise planning.

To participate in this important training, please plan to join either the September or October webinar series by registering below:

Goals of This Webinar

After completing this webinar, you should be able to—

- Identify the steps to implement a response plan.
- Describe what to expect at the initial response committee meetings.
- Identify communication strategies during a response.
- Explore factors to consider when setting up a Family Assistance Center.
- Examine the challenges with victim identification and death notifications.
- Discuss key elements of volunteer and donation management.

Breaking News...



©Thinkstock

On the Ground

Where is the shooter?

Who is the next target?

Where do I
go for
information?

What do I
do next?



©Thinkstock

How do I find out
about next steps?

Am I safe?

Are services available
for me and my family?

Enter Stage Right—Your Role



©Thinkstock

<http://www.cstsonline.org/fact-sheet-menu/disast-events>

Enter Stage Right—Your Role

Victim Assistance Protocols
Protocol*
Contact List Protocol
Committee Meeting Protocol
Practice Drills and Exercises Protocol
Incident Command System Protocol
Communications Protocol
Family Assistance Center Protocol
Victim Identification Protocol
Notification Protocol
Planning and Preparedness Grants and Emergency Funding Assistance Protocol
Volunteer Management Protocol
Donation Management Protocol (Funds, Goods, and Services)
Criminal Justice System: Victim Support Protocol
Community Resiliency Protocol

Time for Action



©Thinkstock

Implementing the Plan

Convene the steering committee.

Activate the response protocols.

Identify existing resources and resource gaps.



©Thinkstock

Implementing the Plan: Key Players

Convene the steering committee.



©Thinkstock

Implementing the Plan: **Response** Protocols

Convene the steering committee.

Activate the response protocols.

Victim Assistance **Response** Protocols



Committee Meeting
Incident Command System
Communications
Family Assistance Center
Victim Identification
Notification (Death)
Volunteer Management
Donation Management

Implementing the Plan: **Response** Protocols

Activate the response protocols.

Victim Assistance **Response** Protocols

Committee Meeting

Incident Command System

Communications

Family Assistance Center

Victim Identification

Notification (Death)

Volunteer Management

Donation Management

Implementing the Plan: Committee Meeting Protocol

Activate the response protocols.

During the Committee Meeting

1. Discuss the contributions of team members.
2. Identify resource gaps.
3. Establish a meeting schedule.
4. Reference the existing response plan.
5. Invite all members to suggest agenda items.
6. Maintain a contact list.



©Thinkstock

Implementing the Plan: **Response** Protocols

Activate the response protocols.

Victim Assistance **Response** Protocols

Who is in
charge?

Committee Meeting
Incident Command System

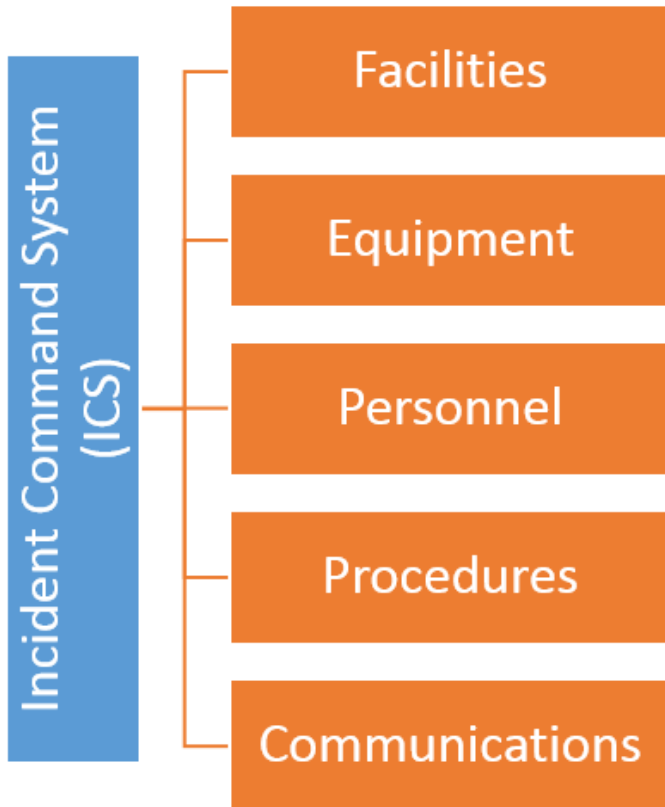
Who are the
members of
the Joint
Information
Center (JIC)?

What is the
mode of
contact?

Communications
Family Assistance Center
Victim Identification
Notification (Death)
Volunteer Management
Donation Management

Implementing the Plan: Incident Command System Protocol

Activate the response protocols.

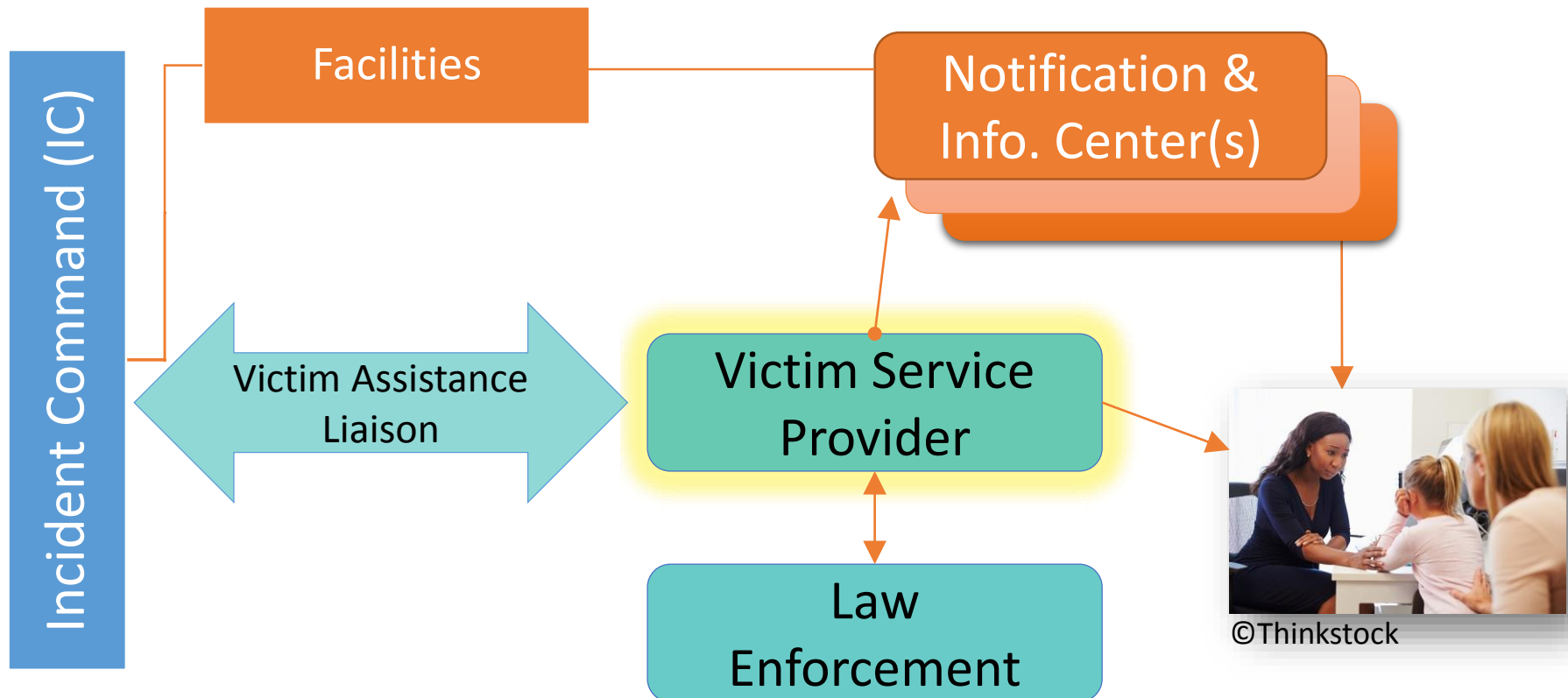


The ICS will guide how you—

- Communicate to different audiences.
- Know what information you are authorized to release.
- Recognize the “legitimate sources” and the role(s) they play.
- Use a disaster-specific trauma-informed approach.

Implementing the Plan: Incident Command System Protocol

Activate the response protocols.



Implementing the Plan: **Response** Protocols

Activate the response protocols.

Victim Assistance **Response** Protocols

What is the
expected
frequency for
check-ins or
followup
information?

Committee Meeting
Incident Command System
Communications
Family Assistance Center
Victim Identification
Notification (Death)
Volunteer Management
Donation Management

What mode of
communication
is available?

How will
information
be shared?

Implementing the Plan: Communications Protocol

Activate the response protocols.


Joint Information Center (JIC)



Photo taken by April Naturale.

VS.

Lead Prosecutor



©Thinkstock

Implementing the Plan: Communications Protocol

Activate the response protocols.



Deploy representative(s) to the JIC.



Designate a primary spokesperson.



Distribute fact sheets on victims' rights (including with media).



Develop FAQs for victims and the public.

Communicate accurate information. Correct misinformation. Address rumors.

Implementing the Plan: **Response** Protocols

Activate the response protocols.

Victim Assistance **Response** Protocols

Where will the
FAC be located?

Committee Meeting
Incident Command System
Communications

Will there be
multiple venues
or platforms?

What safety
measures can
we provide
for families?

Family Assistance Center

Victim Identification
Notification (Death)
Volunteer Management
Donation Management

Which services will
be available (and
for how long)?

Implementing the Plan: Family Assistance Center (FAC) Protocol

Activate the response protocols.

Setting Up the FAC

1. Contact the representative at the FAC location.
2. Identify an alternate, temporary, and safe location.
3. Prepare the facility where the FAC will be located.
4. Coordinate with the committee and local service providers.



©Thinkstock

Implementing the Plan: FAC Protocol

Activate the response protocols.

Setting Up the FAC

4. Coordinate with the committee and local service providers, such as—
 - Security.
 - National Volunteer Organizations Active in Disasters (VOAD).
 - Local resources.
 - Public health representatives.
 - Population-specific supporters/services.
 - VOCA assistance administrators.
 - VOCA compensation administrators.
 - VIPs.
 - Media/photographers.

Implementing the Plan: FAC Protocol

Activate the response protocols.

Operating the FAC

1. Implement the FAC's security plan and credentialing process.
2. Adhere to data collection processes.



©Thinkstock

Implementing the Plan: FAC Protocol

Activate the response protocols.

Operating the FAC

2. Adhere to data collection processes. Data may include—
 - Agency/organization presence.
 - Identification/missing persons.
 - Treatment facilities.
 - Volunteers.
 - Donations.
 - Financial contributions.

Implementing the Plan: FAC Protocol

Activate the response protocols.

Operating the FAC

1. Implement the FAC's security plan and credentialing process.
2. Adhere to data collection processes.
3. Conduct interviews, and determine if victims/witnesses have contacted law enforcement.
4. Develop and distribute FAQs in-person and online.
5. Launch the online version of the FAC.



©Thinkstock

Implementing the Plan: FAC Protocol

Activate the response protocols.

Managing the FAC

1. Manage the online version of the FAC.
2. Consider the need for mobile FAC stations.
3. Determine how to manage walk-in volunteers and donations.



©Thinkstock

Implementing the Plan: **Response** Protocols

Activate the response protocols.

Victim Assistance **Response** Protocols

Who will
manage the
victim database?

Who will track
which victims
were sent to
which hospital?

Committee Meeting
Incident Command System
Communications
Family Assistance Center
Victim Identification
Notification (Death)
Volunteer Management
Donation Management

Who will provide
case management
services to the
injured and their
families?

Implementing the Plan: Victim Identification Protocol



Access (or develop) and implement a victim database.

Share hospital information with family members about where the injured are being treated.

Identify victims with exposure to the traumatic incident.

Manage information about missing persons.

Implement a process for managing personal effects.

Assign trained victim service case managers to victims and their families.

Leverage existing MOUs/MOAs to facilitate information sharing.

Identify victims and family members to coordinate with the medical examiner or coroner.

Implementing the Plan: **Response** Protocols

Activate the response protocols.

Victim Assistance **Response** Protocols

Where can we
find trained
advocates and
grief counselors?

When will
they be
available?

Committee Meeting
Incident Command System
Communications
Family Assistance Center
Victim Identification
Notification (Death)
Volunteer Management
Donation Management

Where will
notifications
take place?

How will
notifications
be shared?

Implementing the Plan: Notification Protocol

Activate the response protocols.



©Thinkstock

Implementing the Plan: Notification Protocol

Activate the response protocols.



All images ©Thinkstock

Implementing the Plan: Notification Protocol

Activate the response protocols.

1. Review existing death notification statutes.
2. Assemble the team trained in issuing notifications.
3. Deploy the team to families.
4. Assist with death certificates, autopsy reports, and other legal documents.
5. Assist with planning funerals and memorial services.



©Thinkstock

Implementing the Plan: **Response** Protocols

Activate the response protocols.

Victim Assistance **Response** Protocols

Where will
volunteers
be sent?

Who will
manage
volunteers/
donations?

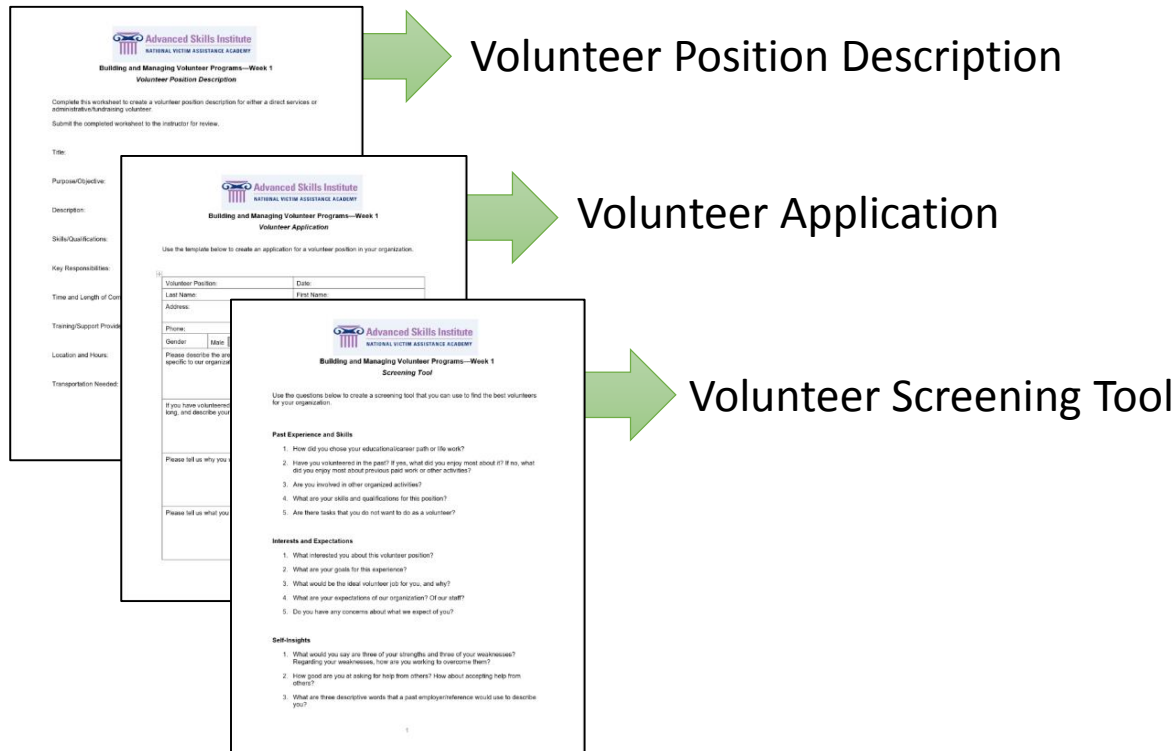
Committee Meeting
Incident Command System
Communications
Family Assistance Center
Victim Identification
Notification (Death)
Volunteer Management
Donation Management

Where will
food and goods
be stored?

How will they
be managed/
distributed?

Implementing the Plan: Volunteer Management Protocol

Activate the response protocols.



Implementing the Plan: Volunteer Management Protocol

Activate the response protocols.



©Thinkstock

- Deploy volunteer management agency.
- Credential volunteers.
- Create/modify volunteer position descriptions.
- Deploy credentialed service providers.
- Manage, supervise, and assist trained volunteers.
- Screen, credential, and deploy spontaneous volunteers.
- Debrief, daily.

Implementing the Plan: Donation Management Protocol

Activate the response protocols.

Mass Violence and Terrorism

CLOSE —

This web training series highlights the importance of communities, states, and regions planning a response to incidents of mass violence and terrorism using the OVC resource, [Helping Victims of Mass Violence & Terrorism: Planning, Response, Recovery, and Resources Toolkit](#). The first webinar in this series provides a detailed overview of how to use the Toolkit. Subsequent web trainings delve deeper into sections of the Toolkit. Customized technical assistance is available to city, county, and state-level organizations to help implement the Toolkit. If you would like to request mass violence and terrorism customized technical assistance, please contact us by email at TJAC@ovcttac.org.

[Collapse All](#)

Title	Date	Length	Training Materials
Helping Victims of Mass Violence & Terrorism: Planning, Response, Recovery, and Resources Toolkit – Communications Show Summary	October 30, 2017	1.5 hours	Listen/View Webinar View PowerPoint (PDF 2.14 MB)
Helping Victims of Mass Violence & Terrorism: Planning, Response, Recovery, and Resources Toolkit – Donation Management Hide Summary	September 14, 2016	1.5 hours	Listen/View Webinar View PowerPoint (PDF 1.96 MB)
<p>This session provides an overview of the complex process of managing donations. The process includes organizing, storing, and disbursing the funds, goods, and services received in response to incidents of mass violence or terrorism. Lessons learned from previous incidents consistently underscore that response and recovery efforts are more effective when there is a planned and comprehensive donation management strategy in place that focuses on both the immediate and longer term needs of victims, survivors, and the affected community.</p> <p>Donation Management is one of 13 victim assistance protocols in OVC's Helping Victims of Mass Violence & Terrorism: Planning, Response, Recovery, and Resources Toolkit.</p>			
Helping Victims of Mass Violence & Terrorism: Planning, Response, Recovery, and Resources Toolkit – Overview Show Summary	June 28, 2016	1.5 hours	Listen/View Webinar View PowerPoint (PDF 2.85 MB)



©Thinkstock

Implementing the Plan: Donation Management Protocol

Activate the response protocols.

- Implement a good communications plan.
- Be aware of how individual funds can affect the disbursement strategy of centralized funds.
- Consider the need to partner with a local facility/warehouse.



All images ©Thinkstock



Implementing the Plan: Response Needs

Convene the steering committee.

Activate the response protocols.

Identify existing resources and resource gaps.



©Thinkstock

Plan the Plan



©Thinkstock

Learn More: 48 Hours and Beyond

Helping Victims of Mass
Violence & Terrorism:
48 Hours and Beyond

Welcome!



OVCTTAC
OFFICE FOR VICTIMS OF CRIME Training and Technical Assistance Center

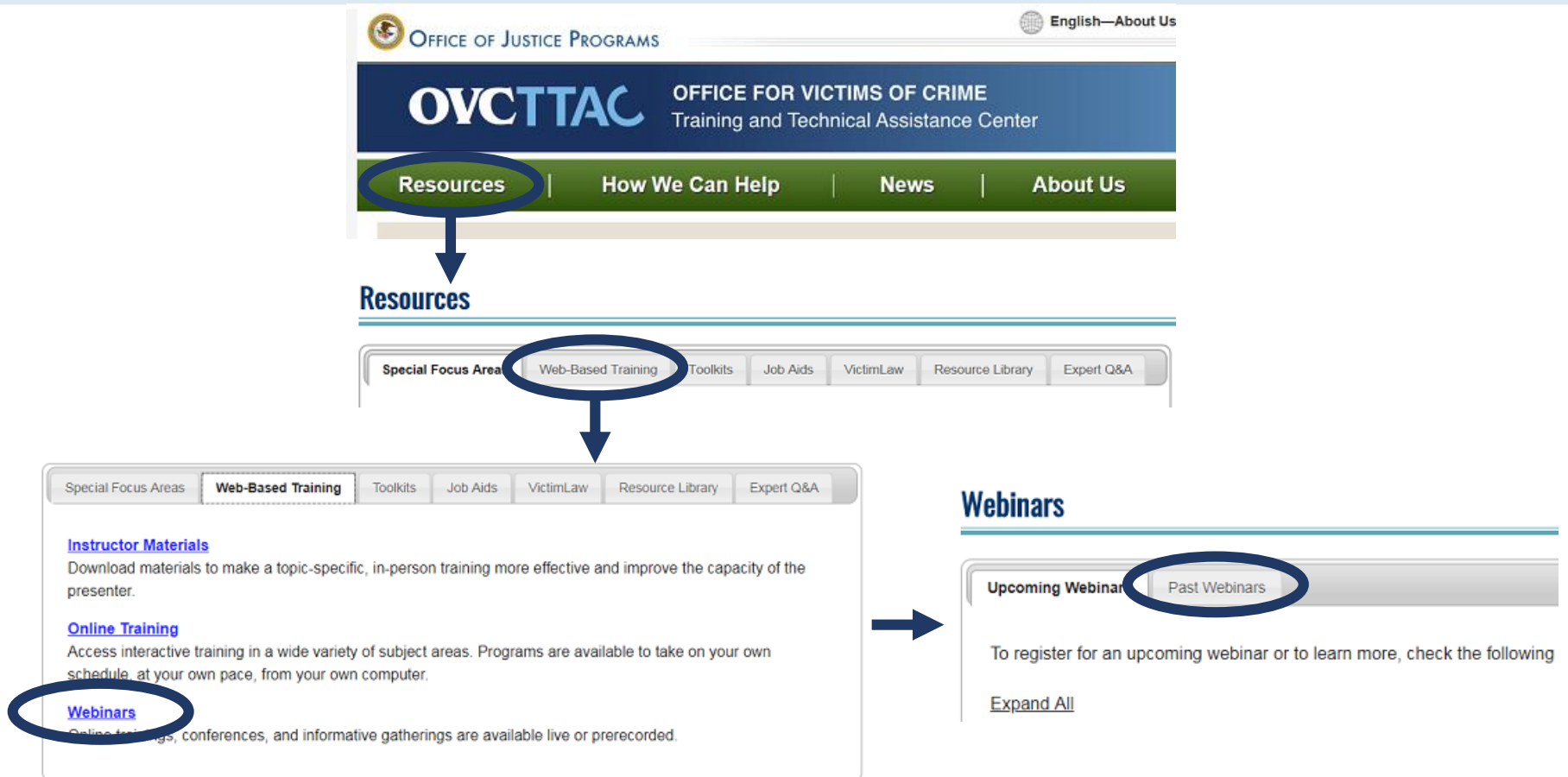
Conclusion

Final Questions?



©Thinkstock

The Toolkit Training Series



www.ovcttac.gov > Resources > Web-Based Training > Webinars > Past Webinars > Mass Violence and Terrorism

The Toolkit Training Series

Mass Violence and Terrorism

CLOSE —

This web training series highlights the importance of communities, states, and regions planning a response to incidents of mass violence and terrorism using the OVC resource, [Helping Victims of Mass Violence & Terrorism: Planning, Response, Recovery, and Resources Toolkit](#). The first webinar in this series provides a detailed overview of how to use the Toolkit. Subsequent web trainings delve deeper into sections of the Toolkit. Customized technical assistance is available to city, county, and state-level organizations to help implement the Toolkit. If you would like to request mass violence and terrorism customized technical assistance, please contact us by email at TTAC@ovcttac.org.

[Expand All](#)

Title	Date	Length	Training Materials
Helping Victims of Mass Violence & Terrorism: Planning, Response, Recovery, and Resources Toolkit – Communications Show Summary	October 30, 2017	1.5 hours	Listen/View Webinar View PowerPoint (PDF 2.14 MB)
Helping Victims of Mass Violence & Terrorism: Planning, Response, Recovery, and Resources Toolkit – Donation Management Show Summary	September 14, 2016	1.5 hours	Listen/View Webinar View PowerPoint (PDF 1.96 MB)
Helping Victims of Mass Violence & Terrorism: Planning, Response, Recovery, and Resources Toolkit – Overview Show Summary	June 28, 2016	1.5 hours	Listen/View Webinar View PowerPoint (PDF 2.85 MB)

www.ovcttac.gov > Resources > Web-Based Training > Webinars > Past Webinars > Mass Violence and Terrorism

How to Access to TTA

Free Technical Assistance Available

- Initial Consultation
- Meeting Facilitation
- Protocol Development
- Followup Consultation
- No Cost for the Assistance



© CC0 Public Domain

Email TTAC@ovcttac.org to request an application or to find more information.

100%

